

**Continuing Education Programs and Registrations**

**University of North Carolina at Chapel Hill**

**2017-18 Annual Report**

Prepared by the William and Ida Friday Center for Continuing Education

March 2019

# Introduction

Through its academic departments and other administrative units, the University of North Carolina at Chapel Hill offers a wide variety of noncredit continuing education programs and events. These offerings provide opportunities for learners to experience personal enrichment, achieve professional advancement, and meet other important educational goals. Conducted in a range of formats - on campus, at numerous other locations throughout North Carolina and beyond, and by means of distance learning, these activities reflect the depth of the University's missions in teaching and public service.

Information on the extent of noncredit continuing education offerings at UNC-Chapel Hill is collected and compiled by the William and Ida Friday Center for Continuing Education at the request of the Office of the Provost. This report summarizes continuing education activities for the period from July 1, 2017 through June 30, 2018. It describes the units providing the programs and events, the variety of formats in which the programs and events were offered, and their locations. Furthermore, this report also includes highlights of unit activities and accomplishments.

Additional notes about the report:

- The report includes self-reported information on the University's organized continuing education activities that do not carry academic credit and for which reliable statistics on registration are available.
- The report reflects headcount enrollment without attempt to convert it into an equivalent number of full-time students.
- All non-credit offerings are included, whether or not they carry Continuing Education Units (CEUs). CEUs are a widely-recognized measure of participation in noncredit continuing education programs.
- For programs and events offered by academic departments in the health sciences, a distinction is made between programs that are sponsored by the Area Health Education Centers (AHEC) and those that are not, since AHEC sponsorship is an important consideration for continuing education programming in the field of health sciences at UNC-Chapel Hill.
- Reporting of continuing education activities by county, state, and country is optional.
- Reporting of program highlights is optional.

# Continuing Education Programs and Registrations

## Summary by Unit \*

Unit (n=26)	Courses	Registrants
Ackland Art Museum	257	6,294
Allied Health Sciences, Department of, AHEC-sponsored programs	14	282
Allied Health Sciences, Department of, non-AHEC-sponsored programs	109	13,777
Carolina Public Humanities	155	5,914
Dentistry, School of, AHEC-sponsored programs	58	1,033
Dramatic Art, Department of	3	174
Frank Porter Graham Child Development Institute	152	42,786
Friday Center for Continuing Education	61	66,871
General Alumni Association	83	2,503
Gillings School of Global Public Health, AHEC-sponsored programs	6	127
Gillings School of Global Public Health, non-AHEC-sponsored programs	70	2,788
Government, School of	199	11,933
History, Department of	15	450
Human Resources, Office of	151	3,273
Infection Control and Epidemiology, Statewide Program for	5	486
Journalism and Mass Communication, School of	3	135
Kenan-Flagler Business School	105	4,500
Libraries	405	13,599
Medicine, School of, AHEC-sponsored programs	73	4,747
Medicine, School of, non-AHEC-sponsored programs	5	486
Morehead Planetarium and Science Center	626	79,379
Music, Department of	6	338
North Carolina Botanical Garden	179	3,661
Nursing, School of, AHEC-sponsored programs	46	2,287
Nursing, School of, non-AHEC-sponsored programs	99	4,465
Pharmacy, School of, AHEC-sponsored programs	162	4,115
Pharmacy, School of, non-AHEC-sponsored programs	146	5,164
Political Science, Department of	13	299
Social Work, School of, AHEC-sponsored programs	112	5,042
Social Work, School of, non-AHEC-sponsored programs	465	28,149
TEACCH Autism Program	124	6,408
World View	23	1,755
<b>Total:</b>	<b>3,930</b>	<b>323,220</b>

*Note.* \* Continuing Education programs and registrations were self-reported. Not all units participated in data collection.

# Continuing Education Programs and Registrations

## Summary by Course Type

<b>Format</b>	<b>Courses</b>	<b>Registrants</b>
Face-to-Face (e.g., classroom courses, hands-on demo, site-based courses, etc.)	2,820	161,513
Distance (e.g., online, correspondence, videoconference, etc.)	343	121,448
Other or combination of formats (e.g., mixed traditional/online, poster presentation, etc.)	767	40,259
<b>Total:</b>	<b>3,930</b>	<b>323,220</b>

# Continuing Education Programs and Registrations

## Summary by Location – County

Location	Courses	Registrants
UNC-Chapel Hill Campus	1,831	81,870
<b>Campus subtotal:</b>	<b>1,831</b>	<b>81,870</b>

Counties in North Carolina (n=59)	Programs	Registrants
Alamance	3	63
Alexander	1	18
Ashe	1	17
Beaufort	2	96
Bertie	1	14
Bladen	1	9
Brunswick	2	133
Buncombe	72	2,763
Burke	2	125
Cabarrus	11	448
Caldwell	1	12
Carteret	4	352
Catawba	9	465
Chatham	16	407
Chowan	1	26
Clay	1	60
Craven	11	655
Cumberland	92	2,874
Davidson	1	13
Duplin	3	60
Durham	25	1,443
Edgecombe	1	30
Forsyth	55	3,725
Gaston	1	25
Graham	1	8
Granville	2	44
Greene	1	12
Guilford	114	4,451
Harnett	5	152
Hoke	2	31
Iredell	6	250

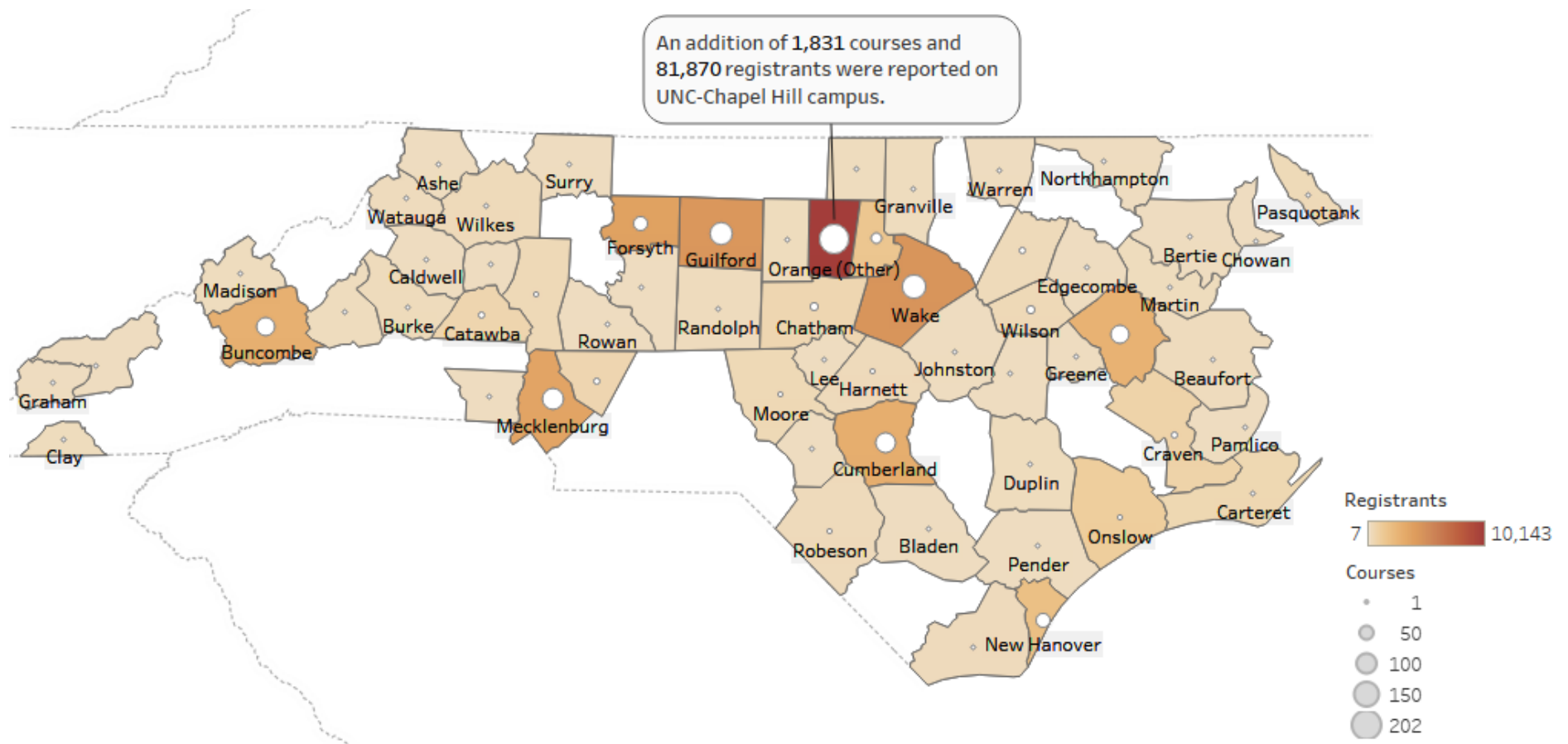
# Continuing Education Programs and Registrations

## Summary by Location – County

Counties in North Carolina ( <i>continued</i> )	Courses	Registrants
Johnston	1	22
Lee	1	24
Madison	2	40
Martin	2	62
McDowell	1	49
Mecklenburg	104	3,550
Moore	6	278
Nash	9	183
New Hanover	46	1,817
Northampton	1	8
Onslow	7	944
Orange (Other)	202	10,143
Pamlico	1	14
Pasquotank	3	202
Pender	1	10
Person	3	47
Pitt	77	2,618
Randolph	2	99
Robeson	6	158
Rowan	2	14
Surry	1	12
Swain	1	20
Wake	130	4,618
Warren	1	7
Watauga	4	94
Wayne	2	23
Wilkes	4	185
Wilson	16	257
<b>Counties in North Carolina subtotal:</b>	<b>1,084</b>	<b>44,279</b>

*Note.* Reporting of programs and registrations by county is optional. Specific counties were not reported for some programs.

# Courses and Registrants in North Carolina



# Continuing Education Programs and Registrations

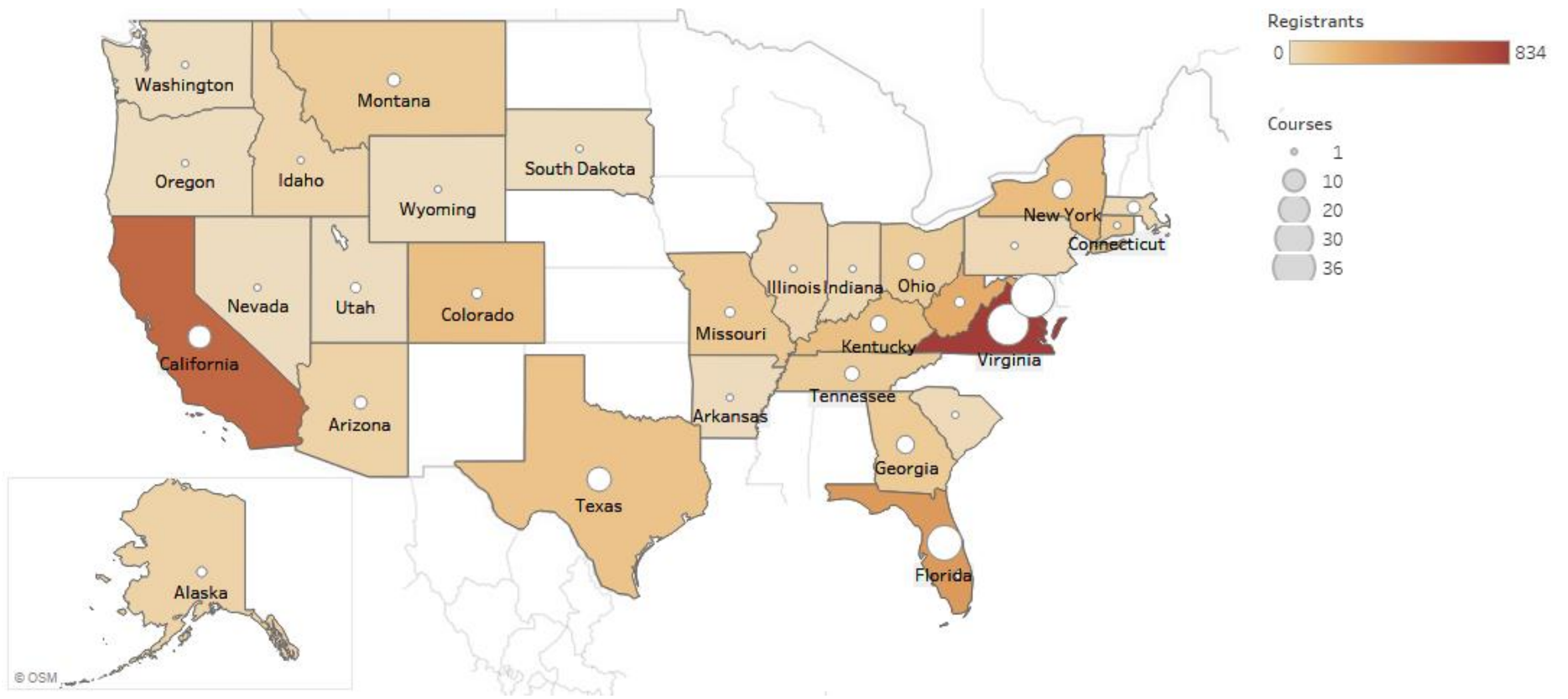
## Summary by Location – State

States other than North Carolina (n=30)	Courses	Registrants
Alaska	2	55
Arizona	3	56
Arkansas	1	8
California	10	606
Colorado	2	150
Connecticut	1	100
District of Columbia	36	191
Florida	23	350
Georgia	6	95
Idaho	1	45
Illinois	1	40
Indiana	1	30
Kentucky	5	154
Massachusetts	3	31
Missouri	2	101
Montana	3	87
Nevada	1	3
New York	7	162
Ohio	5	89
Oregon	1	6
Pennsylvania	1	28
South Carolina	1	22
South Dakota	1	7
Tennessee	4	88
Texas	11	134
Utah	2	3
Virginia	32	834
Washington	1	6
West Virginia	2	250
Wyoming	1	7
<b>States other North Carolina subtotal:</b>	<b>110</b>	<b>3,738</b>

*Note.* Reporting of programs and registrations by state is optional. Specific states were not reported for some programs. States in which programs were offered but took zero registrations were not listed.



## Courses and Registrants in U.S.



# Continuing Education Programs and Registrations

## Summary by Location – Country

Countries other than U.S. (n=46)	Courses	Registrants
Antarctica	1	1
Argentina	2	40
Australia	1	12
Austria	2	4
Belgium	2	16
Botswana	1	8
Canada	6	216
Chile	2	59
China	4	141
Costa Rica	2	29
Croatia	2	49
Cuba	2	19
Czech Republic	2	9
Denmark	1	10
Ecuador	2	73
England	5	53
France	9	84
Germany	6	38
Hungary	1	3
Iceland	1	19
India	4	63
Ireland	11	497
Israel	3	224
Italy	10	85
Japan	7	1,511
Malta	1	6
Monaco	1	9
Netherlands	6	28
New Zealand	1	12
Nicaragua	1	16
Northern Ireland	2	60
Norway	1	10
Peru	2	21
Portugal	1	5

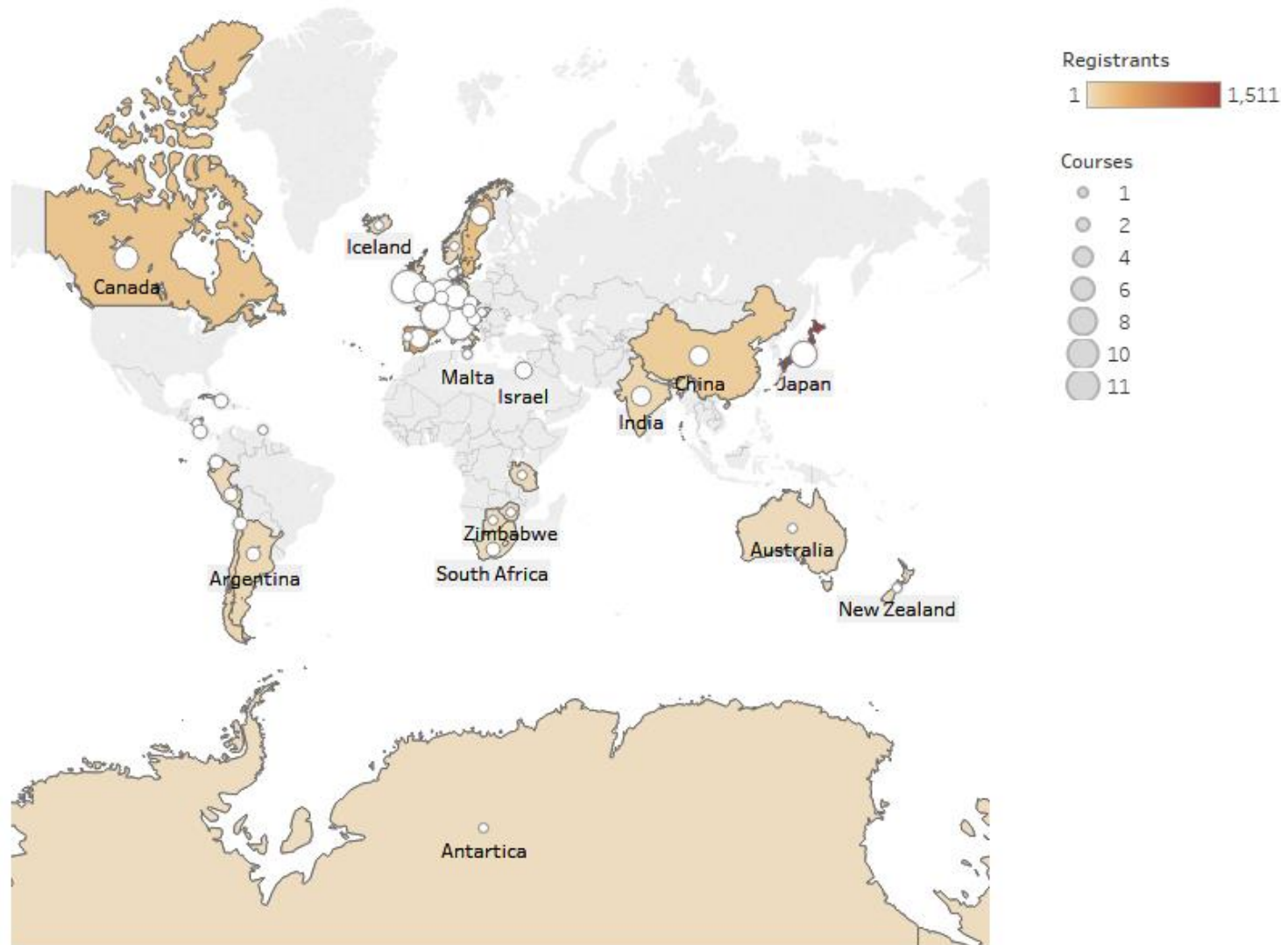
# Continuing Education Programs and Registrations

## Summary by Location – Country

<b>Countries other than U.S. (continued)</b>	<b>Courses</b>	<b>Registrants</b>
Scotland	2	5
Slovenia	1	9
South Africa	2	9
Spain	4	547
Sweden	4	266
Switzerland	3	24
Tanzania	1	20
Trinidad And Tobago	1	20
United Kingdom	3	49
Vatican City	2	12
Wales	1	5
Zimbabwe	1	9
<b>Countries other than U.S. subtotal:</b>	<b>130</b>	<b>4,405</b>
<hr/>		
<b>Total all Locations:</b>	<b>3,222 *</b>	<b>134,392 *</b>

*Note.* Reporting of programs and registrations by country is optional. Countries in which programs were offered but took zero registrations were not listed. \* Figures are different from overall totals because specific locations were not reported for some programs.

## Courses and Registrants around the World



# Continuing Education Programs and Registrations

## Highlights by Unit \*

---

### **Ackland Art Museum**

Our Friends and Family Sunday typically sees 100-200 visitors and our film forum typically gets 100+ attendees. We are most proud of our talk with Amy Sherald held at the Stone Center, which sold out at 300 guests.

### **Carolina Public Humanities**

Carolina Public Humanities (CPH) remains an active center of outreach and continuing education for the College of Arts & Sciences. In 2017-18, CPH organized 26 weekend seminars for lifelong learners and enrolled 1,309 registered participants in these programs ("Adventures in Ideas" and "Dialogues"). In addition to these seminars, CPH sponsored 79 UNC faculty presentations at area locations, drawing roughly 3,500 NC residents to these faculty-citizen exchanges. CPH also sponsored numerous programs for NC Public School teachers and students through its subsidiary, Carolina K-12. During 2017-18, the Carolina K-12 worked with a total of 1,112 teachers and students at 34 workshops and other events.

### **Dramatic Art, Department of**

PlayMakers Repertory Company's Summer Youth Conservatory offers local area high school students the opportunity to take a wide variety of theatre classes and work on a professional production produced by PlayMakers' professional staff. The 3 programs are Theatre Quest, Theatre Tech, and Theatre Intensive.

### **Friday Center for Continuing Education**

The noncredit, massive open online courses (MOOCs) continue to generate interest and enrollment. Professor Barbara Frederickson's "Positive Psychology" course continues to be the most popular MOOC with over 20,000 enrollments. The Friday Center's Professional Development and Enrichment Programs unit (PDEP) provided annual classroom and live on line offerings of the Paralegal Certificate Program. The Center also offered BRIDGES Academic Leadership for Women, a statewide leadership development program, now in its 25th year of operation. PDEP also offered expanded sessions of "The Coding Boot Camp at UNC", providing valuable workforce training for web developers. In addition, the fall, 2017, "What's the Big Idea?" series on "Refugees", featured noted presentations from University faculty and community service agencies and complemented a national "RefugeE" exhibit on tour at the Center. PDEP also expanded enrichment-based programs with the addition of daytime courses through the Carolina Connections series. In celebration of Black History Month, historian and performer Mary D. Williams provided an aural history tour of Music and the Civil Rights Movement to the local community. Through its distance learning programs, the Friday Center continued to provide the Nursing Refresher Course for nurses seeking re-entry into their profession in both print-based and online formats, as well as noncredit courses in several academic disciplines.

### **Human Resources, Office of**

The University Leadership Education and Development (ULEAD) program expanded from 20 to 25 participants and added a session on Leading Change. The Blueprint for Engaged Supervision Training (BEST) has trained nearly all front-line supervisors across the campus. Our Employee Assistance Program provider, ComPsych, supplied employees with a broader range of workshops and online webinars.

### **Morehead Planetarium and Science Center**

Morehead Planetarium and Science Center offers an informal learning environment for science education that engages over 500,000 participants every year (including over 100,000 K-12 students). Located on the campus of the University of North Carolina at Chapel Hill, Morehead has the largest full dome digital planetarium in the southeastern United States. Its programs include summer science camps, Teen Science Cafes, family science activities and statewide outreach, featuring skywatching sessions and a portable planetarium. Morehead is also the founder and coordinator of the North Carolina Science Festival.

---

## **Music, Department of**

Our Jazz Workshop course has continued to grow over the last several years. This course can be taken for credit in Summer School and there is an afternoon course for high school students. Students stay on campus during this week. There is a combination of classroom work and study plus individual performance coaching.

## **North Carolina Botanical Garden**

The Garden serves thousands of community members each year through public programs in areas of nature studies, nature art and illustration, home gardening, hikes and tours, and more. Our certificate programs in Native Plant Studies and Botanical Art and Illustration provided 176 participants an opportunity to learn subject matter in depth. Our Saving Our Seeds exhibit in fall 2017 served as a theme for a four-month series of 36 lectures, workshops, classes, and other activities, serving all ages, highlighting the importance of seeds through science, culture, and conservation.

## **Pharmacy, School of, AHEC-sponsored programs and non-AHEC-sponsored programs**

For the 2017-2018 fiscal year, the UNC Eshelman School of Pharmacy Continuing Education more than doubled the number of distance program offerings to provide more options, and flexibility to our participants and target new audiences. There was also a focus to develop new partnerships with University units and external clients to expand our footprint beyond North Carolina. In doing so, we saw enrollment increases in many of our non-cosponsored programs and were also able to provide continuing education and certificate programs in Florida, Washington D.C., Texas, and Arizona.

## **Social Work, School of, non-AHEC-sponsored programs**

The number of courses offered to professionals by the School of Social Work continues to grow, creating a significant footprint within and beyond our profession in North Carolina. As technology in our building continues to improve, we have been able to offer our programs via live stream as well as to record and archive them for future use. Our School aims to support a strong and well-qualified workforce and the almost 30,000 people reached by our work is an important step toward that goal. Over the past 6 months, we have better understood the importance of elevating the impact of our training as well as to provide additional resources and support to coordinate and grow the work. We have implemented an online event planning form, created an online open access calendar and are working together to promote our events. This is an important aspect of our work.

## **TEACCH Autism Program**

TEACCH offers a large number of professional training activities ranging from online courses to single day lecture style workshops to multi-day, hands-on intensive training and professional conferences. These trainings are offered within the state, across the nation, and around the world. Local trainings and conferences offer CEUs. We taught in 15 NC counties, 18 States in addition to North Carolina and at multiple sites in the following 12 countries: Argentina, Canada, Chile, China, Croatia, Ecuador, Ireland, Japan, Northern Ireland, Spain, Sweden, and the UK. During 2017-2018, we did a special training series for educators in North Carolina through DPI reaching 616 teachers.

## **World View**

- Provide access to underserved areas: World View provided 64 scholarships for educators from underserved areas to attend World View's professional development programs at UNC-Chapel Hill
- Connect educators with experts in global education at UNC-Chapel Hill: Over 1700 K-12 and community college educators across all grade levels and disciplines participated in World View's programming in 2017-2018
- Develop international opportunities specifically designed for educators: World View and 37 educators participated in immersive study visits to Costa Rica, Nicaragua and China, with follow-up, which included deliverables for classrooms, schools and colleges.
- Globalize community college courses: World View provided support and access to 11 community college instructors as they created globalized course modules to support students global education

---

*Note.* \* Reporting of program highlights is optional.